

SEMPLICE

design GIORGIO SORESSI



Modello 2419 REGINA

Struttura: Legno massello di abete e pannelli in masonite e multistrato.

Sospensioni: Cinghie elastiche rinforzate di polipropilene e lattice naturale sulla seduta.

Imbottitura della struttura: Poliuretano espanso indeformabile a densità differenziata.

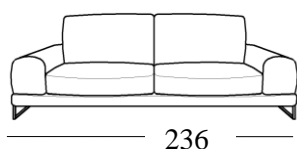
Cuscino sedile: Poliuretano espanso indeformabile a densità differenziata con rivestimento in 100% piuma.

Cuscino spalliera: Poliuretano espanso indeformabile a densità differenziata con rivestimento in 100% piuma.

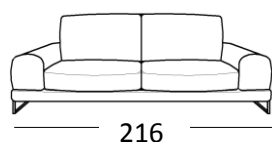
Braccioli: Poliuretano espanso indeformabile a densità differenziata con rivestimento in morbida fibra Dacron

Piede in metallo: h 13 cm

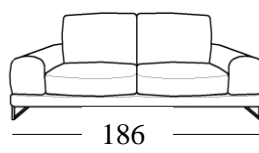
Code 65 Maxi Sofa



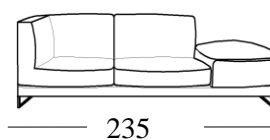
Code 64 Large Sofa



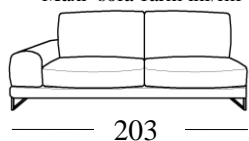
Code 05 Loveseat



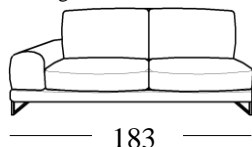
Code 58sx/59dx
Corner W/terminal Chair lhf/rhf



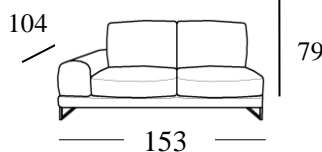
Code 70sx/71dx
Maxi sofa 1arm lhf/rhf



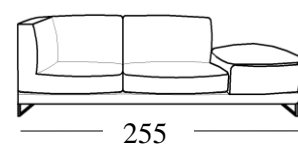
Cod 18sx/19dx
Large Sofa 1arm hf/rhf



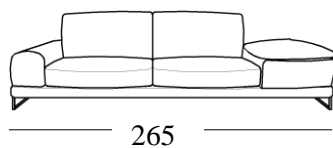
Cod 16sx/17dx
Loveseat 1arm hf/rhf



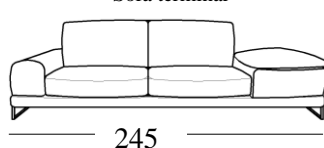
Code 158sx/159dx
Maxi Corner W/terminal Chair lhf/rhf



Code 80sx/ 79dx
Maxi Sofa terminal



Code 78sx/77dx
Sofa terminal



Code 76sx/75dx
Loveseat terminal

