

aFOSOFA

ESSENCE OF ITALIAN CONCEPTS



Modello 2264 Montale

Struttura: Legno massello di abete e pannelli in masonite e multistrato.

Sospensioni: Cinghie elastiche rinforzate di polipropilene e lattice naturale sulle spalle e sulla seduta.

Imbottitura della struttura: Poliuretano espanso indeformabile a densità differenziata.

Cuscino sedile: Poliuretano espanso indeformabile a densità differenziata con rivestimento in morbida fibra Dacron.

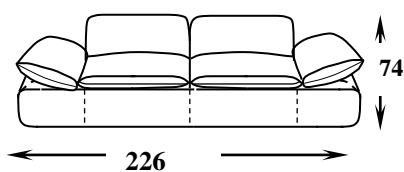
Cuscini Spalliera: Poliuretano espanso indeformabile a densità differenziata con rivestimento in morbida fibra Dacron.

Braccioli: Poliuretano espanso indeformabile a densità differenziata con rivestimento in morbida fibra Dacron.

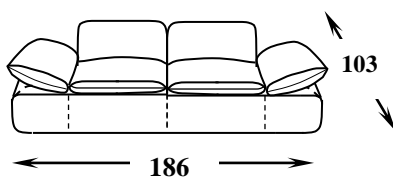
Piedi: Base in metallo h. 2 cm

Option IPOD

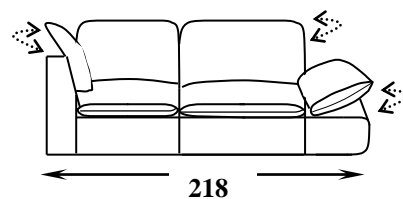
Code 64 Large Sofa



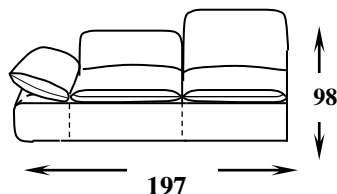
Code 05 Loveseat



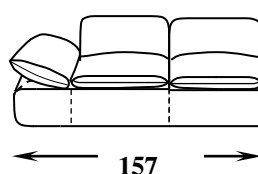
Code 658sx/659dx Corner 1str terminal lhf/rhf



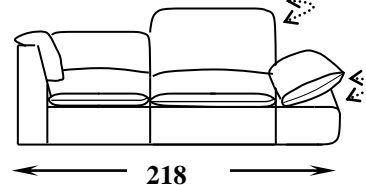
Code 18sx/19dx Large Sofa 1arm lhf/rhf



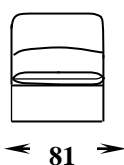
Code 16sx/17dx Loveseat 1arm lhf/rhf



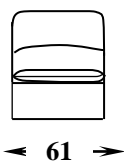
Code 616sx/617dx Corner 1str terminal lhf/rhf



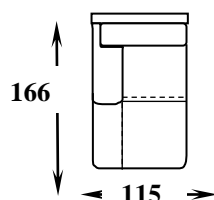
Code 101 Maxi armless chair



Code 01 Armless chair



Code 48sx/49dx Chaise longue lhf/rhf



Code 00sx/02dx Chair 1 arm lhf/rhf

