



Modello **2590 PLUTONE**

Struttura: Legno massello di abete e pannelli in masonite e multistrato.

Sospensioni: Cinghie elastiche rinforzate di polipropilene e lattice naturale sulla spalla e molle greche sulla seduta.

Imbottitura della struttura: Poliuretano espanso indeformabile a densità differenziata.

Cuscino sedile: Poliuretano espanso indeformabile a densità differenziata con rivestimento in morbida fibra Dacron.

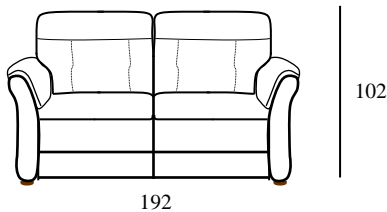
Cuscino spalliera: Poliuretano espanso indeformabile a densità differenziata con rivestimento in morbida fibra Dacron.

Braccioli: Poliuretano espanso indeformabile a densità differenziata con rivestimento in morbida fibra Dacron.

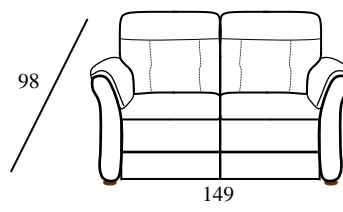
Piedi in legno: h. 2 cm

Meccanismo: Recliner elettrico


Code 09 Sofa



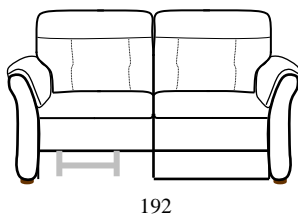
Code 05 Loveseat



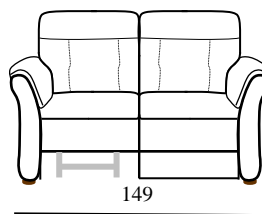
Code 03 Armchair




Code 88sx/89dx Sofa 1 recliner
lhf/rhf



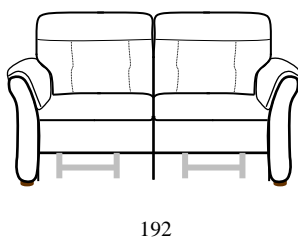
Code 38sx/39dx Loveseat 1
recliner lhf/rhf



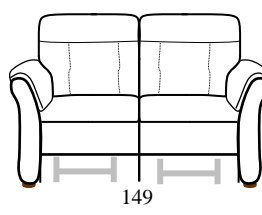
Code 36 Recliner chair



Code 90 Sofa w/ 2 recliners



Code 42 Loveseat w/ 2 recliners



Profondità + altezza seduta

